



KONICA MINOLTA

# PageScope Enterprise Suite 3.0

## Categories



Device Management



Output Management



User & Cost Management

## Modules

- PageScope Net Care Device Manager
- PageScope Account Manager
- PageScope Authentication Manager
- PageScope My Print Manager
- PageScope My Panel Manager





# FOCUS ON END-TO-END PRINT MANAGEMENT

**Offering a lot more than simple print management, the PageScope Enterprise Suite proposes a comprehensive yet modular approach to the setup, monitoring, control and management of printer fleets, related network configurations and corporate user structures.**

In today's complex corporate IT environments, printers and MFPs have developed into powerful network entities that can be compared to servers or client terminals. Just like other IT instances, any company's fleet of output devices needs to be configured, monitored and managed – tasks that are all best carried out via remote access. The difference is that MFPs create output and through that generate costs, which have to be contained, irrespective of the industry or environment.

As your company's print manager or IT administrator, you are responsible for the efficient organisation of the corporate in- and output structures:

- You don't want to waste time on setting up and monitoring users, devices and configurations individually but need a viable solution to organise these tasks remotely.
- You are charged with monitoring and keeping the costs of print production and management under tight control.
- You depend on an efficient software approach to deal with these issues, ideally a solution that lets you handle everything centrally.

## PageScope Enterprise Suite 3.0

Numerous software products in the market focus on different areas of print and cost management. Most applications cover individual, in some cases several, aspects of print and output management.

With the five independent software components combined in the PageScope Enterprise Suite, Konica Minolta pursues a different goal: to satisfy all your requirements as a print manager with one comprehensive suite of applications that you can centrally manage from a single user interface.

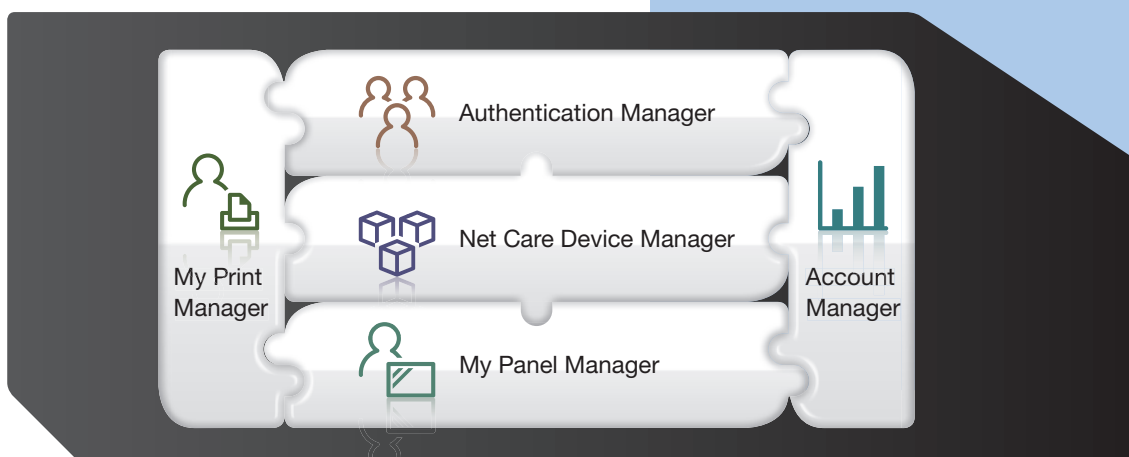
The PageScope Enterprise Suite provides an all-encompassing approach to the control and management of user authorisation and function access, the setup and monitoring of in- and output devices, as well as control and visualisation of all related costs.

At present, you will not find another integrated suite of applications in the market which combines a range of applications as extensive as that of the PageScope Enterprise Suite. It covers the areas of monitoring; device settings and deployment; firmware management; user access management, by function and device accounting and cost management; personal secure printing; panel personalisation; ID card and biometric authentication management.

This comprehensive range of functionalities makes the PageScope Enterprise Suite the perfect integrated tool for the management of Konica Minolta's bizhub devices and the only application you need.

- The **PageScope Net Care Device Manager** is the core application of the suite and governs the central implementation of system network configurations as well as central status monitoring.
- The **PageScope Account Manager** is essential for the central collection of detailed counter readings and for visualising the resulting cost analysis.
- The **PageScope Authentication Manager** facilitates the central management of the user database and user rights.
- The **PageScope My Print Manager** is the follow-me printing module of the PageScope Enterprise Suite, enabling secure printing on any networked device at the user's convenience.
- The **PageScope My Panel Manager** provides the individual creation of central user profiles, personalised address books and scan destinations on bizhub output devices.

**The five modules can be used individually or in any combination and flexibly configured in a networked environment as changing business needs might require.**





# EFFICIENT AUTOMATION OF MONITORING & REPORTING

**In busy enterprises, printer fleets are constantly growing and require ever-increasing attention. Before you know it, setting up and ensuring the availability of output devices, checking and refilling consumables, and the ordering of supplies turn into complex tasks that are time-consuming and costly.**

Optimising your print fleet and reducing the overall cost of printing, involves efficiently organising and handling the setup, monitoring and management of your devices:

- You need a central overview of all devices connected in your network as the basis for comprehensive and reliable in-house support.
- You don't want your staff to have to report malfunctions in person to an internal IT helpdesk.
- You want to avoid your highly skilled IT personnel having to walk up to devices to adjust settings individually.

Centralised and automated device management will considerably improve the quality of your internal IT services with reliable and efficient monitoring. This is how you and your team can benefit:

- With output devices automatically submitting status messages like malfunctions or alerts, your IT administrator always has real-time status information at hand.
- With the proper software applications, administrators no longer need to access setting menus directly at the output device.
- The setup of devices via application simplifies the rollout of new printers and facilitates setting up new devices, as usually existing settings can simply be transferred.

## ▀ The solution: Net Care Device Manager

As the core element of the PageScope Enterprise Suite, the Net Care Device Manager streamlines the complete management of all output devices in the corporate network. With its broad scope of features, the software provides a central device database and monitoring functionality. Fast deployment of settings and a cloning feature make this the perfect tool for any print administrator in charge of a fleet of output devices.

The capabilities of the Net Care Device Manager are available in full for Konica Minolta output devices. Certain printers and multifunctional devices from other manufacturers can also be accessed and monitored with this tool.

## ▀ Features

- **One tool for all:** Instead of managing each device separately, the Net Care Device Manager allows you to access, set up and monitor all devices remotely as device groups, automatically if required. For fast and easy management, bizhub devices and non-Konica Minolta devices are combined in a single interface.
- **Comprehensive monitoring:** This provides a detailed overview of the status of supplies, as well as warnings and error messages for all output devices within the network.
- **Setup automation for extensive print environments:** Devices can be grouped into logical clusters using custom criteria. In combination with remote setup scheduling, the setup of a whole fleet can be fully automated.
- **Customisable status reporting:** The IT administrator has full control and can automate status messages, including customisation of who should receive which type of message for specific devices or device groups.
- **Central counter-reading and basic analysis:** This tool enables fast and simple counter checks. The administrator can instantly see the counter status for individual devices or for the whole fleet at once. It is also possible to display output trends over a specified period of time.
- **Firmware management:** Firmware for devices can be conveniently deployed via the Net Care Device Manager web service.
- **Web-based interface:** At any time, the intuitive web-based user interface provides comprehensive information and an overview of all settings.



Net Care Device Manager

# ENHANCING PRINT COST TRANSPARENCY

One of the classic questions in print management is “Who printed what, when, and how much of it?” With modern printing environments offering your workforce almost unlimited possibilities, print volumes and costs will soon exceed your budget unless you keep printing and related activities in check. On top of this, copying, printing from USB sticks, and prints of documents stored on MFP hard drives generate additional costs.

But assigning and managing user roles and access rights can be complex and time-consuming. And data collection can quickly turn into an overwhelming task, especially if you have a disparate fleet, equipment in more than one location, and output devices from several vendors. Without an accurate and efficient means to track, collect, summarise and visualise where and by whom printing activities take place, your IT administrators will quickly be out of their depth.

- You have to avoid the vast pool of “general printing costs” that invariably inflates budgets.
- You need an easy means to set up and manage print quotas for individuals, work groups, departments, accounts and projects.
- You also require detailed output and cost reporting, including the fast, easy and flexible visualisation of all collected data from various angles.

Automated output analysis and cost reporting is important for IT administrators and office workers alike, as it minimises interruptions to users’ workflows and saves administrators considerable time. This is how everyone in your company will benefit:

- An efficient output and cost reporting functionality avoids lengthy and tiresome manual collecting. And being able to generate comprehensive information simply by pushing a button, administrators and users save even more time.
- With comprehensive cost assignment, all costs are correctly allocated to their originators, and can be reliably and correctly invoiced.

## ▀ The solution: PageScope Account Manager

Dedicated to comprehensive print output and cost control, the PageScope Account Manager provides print-intensive environments with the means to self-assess print costs and enforce cost management procedures. It facilitates establishing print budgets and increasing print cost transparency in order to contain unnecessary printing.

### ▀ Features

- **Automatic tracking:** Via the central counter collection, all copy, print, scan and fax activities can automatically be tracked for users, groups, cost centres or projects.
- **Flexible cost allocation:** Users can be linked to a certain cost centre, or can individually select the appropriate cost centre or project before printing.
- **Accurate print cost calculation:** Multiple pricing tables can be assigned to individual devices or groups of similar devices allowing the accurate calculation of print costs for a heterogeneous print infrastructure.
- **Flexible quota assignment:** Separate quotas for printing in colour and for black & white printing can be easily assigned to individual users or user groups.
- **Report creation:** By selecting from more than 30 preconfigured report components, comprehensive output reports in PDF format can be compiled within seconds.
- **Automation & export:** All reports can be automated and exported to a desired destination. Administrators only need to visit the reporting engine for new report types or minor tweaks of existing reports.



Account Manager

# CENTRALLY MANAGED SECURE PRINTING

Wherever output devices are installed centrally and can be accessed by many users, it is essential to establish viable secure printing procedures. By controlling and limiting printer access, you not only ensure the confidentiality of corporate information but also keep print volumes in check and enhance staff efficiency, avoiding users having to sort through piles of waste prints to find their own output.

- You don't want sensitive information or confidential documents lying around in printer output trays from where they might fall into the wrong hands.
- You need reliable secure printing procedures, which you can easily set up and manage centrally.
- You want to establish personal follow-me printing that is secure yet offers your employees high convenience and flexibility.

The proper secure printing applications help you tackle these issues and provide your staff with a number of benefits:

- With personal follow-me printing, you maintain the high end-user convenience of enabling your employees to simply print and pick up the job where they like; yet you reliably guard corporate confidentiality.
- The quick and simple central management of print properties and their deployment to users' workstations is extremely time-efficient and relieves your IT administrator from the repetitive task of setting up every output device individually.

## ▀ The solution: My Print Manager

Whether used as a stand-alone print server application or in combination with other modules of the PageScope Enterprise Suite, My Print Manager provides secure printing without driver authentication, and after authenticating offers users the choice of printing all jobs or selecting individual jobs.

With the PageScope My Print Manager, follow-me printing is available via efficient print queue management. Enabling printing to any supported device, this ensures complete printing mobility and flexibility. As documents can only be printed after authentication, the application enhances output security and eliminates printing mistakes, increasing productivity and cost efficiency.

## ▀ Features

- **Central management of print queues and settings:** After the initial setup, the My Print Manager server provides each user with a central personal print queue for secure print release. Each user can choose his preferred method of printing, either printing all jobs after authentication (also known as "ID & Print") or selecting individual jobs from his queue, including the option to mark specific jobs as "favourites".
- **Secure print release:** Print jobs are only released after authentication by the job owner at the output device – via PIN code, card, user credentials or biometric authentication. User authentication helps avoid unnecessary printing as well as leaving confidential prints unattended in output trays, where they could easily get in output trays, thus avoiding unauthorized interception of information.
- **Distributed print servers:** My Print Manager supports distributed print environments with several branches or local offices. Print data stays local and does not burden the company's network bandwidth. Nevertheless, print roaming between offices is also possible so that users can access their print jobs from any connected output device in the company's network. This makes the My Print Manager a highly scalable but flexible print management module.
- **Favourite jobs:** Any document likely to be reprinted can conveniently be marked as a "favourite job", which triggers the file to remain in the queue for future reprints without the need to go back to the PC application.



My Print Manager



# MONITORING & CONTROLLING USER ACCESS AND PERMISSIONS

**Most medium-sized to large enterprises with five or more shared printers and multifunctional output devices have an obvious need for central user, access and cost management. Your administrator needs to be able to control all printer users remotely and allocate access rights flexibly from a central workplace, taking into account different job requirements as well as appropriate restrictions such as not permitting colour printing. Throughout your company, user roles must be easy to maintain and instant checking of access levels possible.**

- You want to establish central control of devices and their users in conjunction with existing user management directories.
- You rely on being able to easily define and assign user roles and the ability to quickly enable access to the print fleet with appropriate usage rights for new users.

The answer to such requirements is an efficient, central organisation of the user and role management that covers your company's entire workforce. There are obvious advantages for your IT administrator, which ultimately benefit everyone in your company:

- Easy-to-apply templates facilitate and speed up the definition and setting up of user roles and access rights.
- Automated processes save time and enable the IT staff to concentrate on other important tasks.

## ▀ The solution: Authentication Manager

Dedicated to comprehensive print access and user rights control, the PageScope Authentication Manager is handled by the IT or print administrator and provides a reliable means to control the scope and scale of access to devices as well as the appropriate authentication mechanisms.

The Authentication Manager facilitates the central setup of authentication modes and control of user rights on all multifunctional devices (MFPs). It enhances administrator efficiency, saves valuable manpower and time, and increases the overall transparency of the corporate printing infrastructure. The application is a central element to reduce document output costs, especially by limiting access rights to colour usage. Offering flexible integration possibilities with IC card and biometric authentication systems, the Authentication Manager reduces the administrative effort and provides users with a faster login.

With its support for as few as 20 to as many as several thousand users, the Authentication Manager is a scalable and affordable solution that streamlines central user and role management in small to large enterprises.

## ▀ Features

- **Central database:** All users with access to output devices for copying, printing and scanning are conveniently and centrally managed in the Authentication Manager's database.
- **Synchronisation with existing user directories:** This relieves the administrator of having to create and manage users in different systems. As directories, Windows Server Active Directory, LDAP and Novell Directory Services are supported.
- **Permission templates and user roles:** These are easy to create and facilitate the convenient management of different device access levels. The IT administrator defines the different user roles once (such as managerial groups, employees, employees with extra permissions, temporary staff, etc.) and can then apply these permissions as appropriate to individual users and groups.
- **High granularity:** Device access permissions can be defined with high granularity. Function permission templates include user rights such as copying, printing, scanning or faxing, colour access (separately for all functions), document storing on the MFP hard disks, embedded browser access, and printing from USB storage.
- **Centralised management of authentication types:** Whether card authentication, user credentials or convenient PIN authentication is preferred, the administrator can centrally define which type of user authentication should enable access to which output device.
- **Optional support for biometric authentication:** This authentication offers the highest level of security and confidentiality for printing. All biometric data is encrypted and centrally secured in the optional database for biometric authentication.



Authentication Manager



# FLEXIBLE AND CONVENIENT PANEL PERSONALISATION

With ever more smart devices in use today, the demand for personal user interfaces is continuously increasing. As users are different, their workflows are likely to differ as well. An individualised panel with your own start screen after login and your personal shortcuts to frequently used functions is practical and convenient – especially if, after having defined your panel once, this automatically pops up on any networked device you access.

- You want to enable your staff to design their personal access menus and structures with instant access to their preferred functions and workflows.
- You don't want your employees to have to battle with large corporate address books but instead give them the flexibility of adapting these to their own personalised version.
- You need to reduce the time and effort your IT administrator spends on managing user roles, devices and workflows.

Panel personalisation can solve these issues for you to the benefit of everyone in your company:

- An application with the proper functionalities enhances the overall productivity right across your whole MFP infrastructure.
- Obtaining the desired print, scan, and copy jobs is faster for users as it no longer requires a lengthy and time-consuming process of finding the right settings.
- Office workers gain time for their core tasks and work more productively.

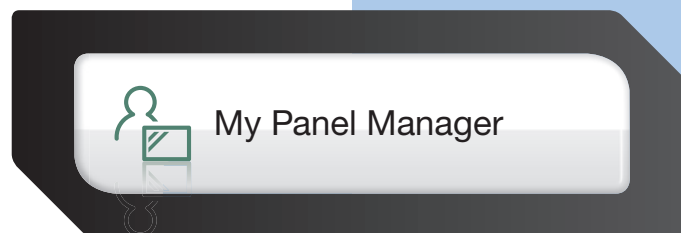
## ▀ The solution: My Panel Manager

Easy personalisation of the user interfaces on bizhub output devices as well as the individual or central management of all settings are available with this module. Users can select the display language and individually adapt the panel layout as part of their personalised profile. After logging in, they automatically access their familiar GUI on all printers and MFPs, which minimises operation time and effort and enhances user productivity.

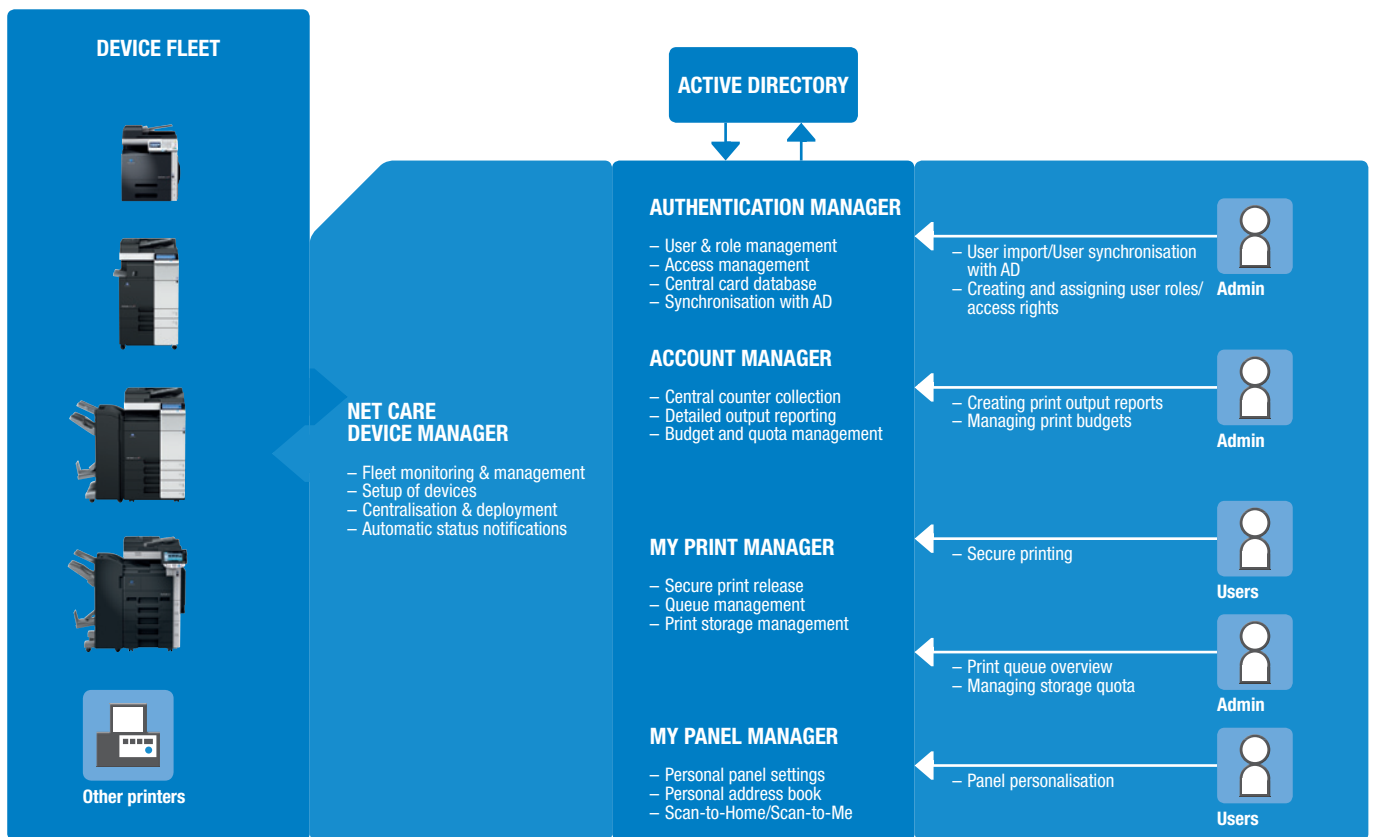
The administrator on the other hand benefits from considerably reduced MFP administration: he only selects the applicable output devices for the My Panel Manager; after that users can administrate their own profile and address book. In addition to helpful and convenient panel personalisation, the application also provides an easy means of managing user roles and standard workflows centrally and efficiently via the PageScope Enterprise Suite server.


## ▀ Features


- **Versatile customisation possibilities:** Users can customise the device panel layout to their preferences. This includes the types and order of functionalities directly available on the main screen; choice of screen displayed after login; shortcuts to favourite functions and the display language.
- **Scan-to-Me:** In conjunction with the Active Directory, My Panel Manager automatically registers a “Me” button that allows direct scanning to the user’s personal e-mail address.
- **Scan-to-Home:** Similar to the “Scan-to-Me” functionality, the Scan-to-Home feature looks up the user’s personal directory and automatically registers it as a “Home” scan destination on the user’s panel.
- **Personalised address book:** Users who frequently have scan and fax jobs can completely personalise the address book to their needs. Instead of browsing through the extensive company address book, each user can set their favourite scan and fax destinations directly in their personal favourites folder.
- **Remote customisation:** All panel customisation is performed remotely via the simple and straightforward web-based interface of the PageScope Enterprise Suite.




# WORKFLOW



- 

**- Device Management**  
With automated monitoring and reporting, the effort of handling large print jobs is kept to a minimum.
- 

**- Output Management**  
Provides control of printed output, quality and efficiency while minimising the cost of printing and administration.
- 

**- User & Cost Management**  
Enhanced print cost transparency is easily achieved with the central management and budget control of workgroups and cost centres.

**Konica Minolta's application portfolio consists of twelve categories. To find out more about the additional categories and the full range of applications, please scan this QR code.**



[www.konicaminolta.eu/en/business-solutions/products/applications.html](http://www.konicaminolta.eu/en/business-solutions/products/applications.html)